




Small in size, big on speed.

HSSDC.com



Amphenol's HSSDC series
can provide you with
what you need.

Small yet fast, up to 5 Gbps
bandwidth and meets SFF-8420.

FIBRE CHANNEL
1 GB ETHERNET

Amphenol[®]
Data / Telecom Products




HIGH SPEED SERIAL DATA CONNECTION

DESCRIPTION

HSSDC

S E R I E S



Amphenol's High Speed Serial Data Connection (HSSDC) interconnection system was developed to meet high speed differential communication protocols with speeds exceeding 1 Gbps such as IEEE 802.3z and Fibre Channel. This system is being used by both Fibre Channel and NGIO (Next Generation Input Output) and is designed to conform with the SFF-8420 specification.

In addition to the standard HSSDC product line Amphenol offers variations with any or all of the following options:

- EMI common mode filtering in the plug
- EMI common mode filtering in the receptacle
- ESD differential pair protection in the plug
- Full ESD protection in the plug
- Keyed plugs and receptacles

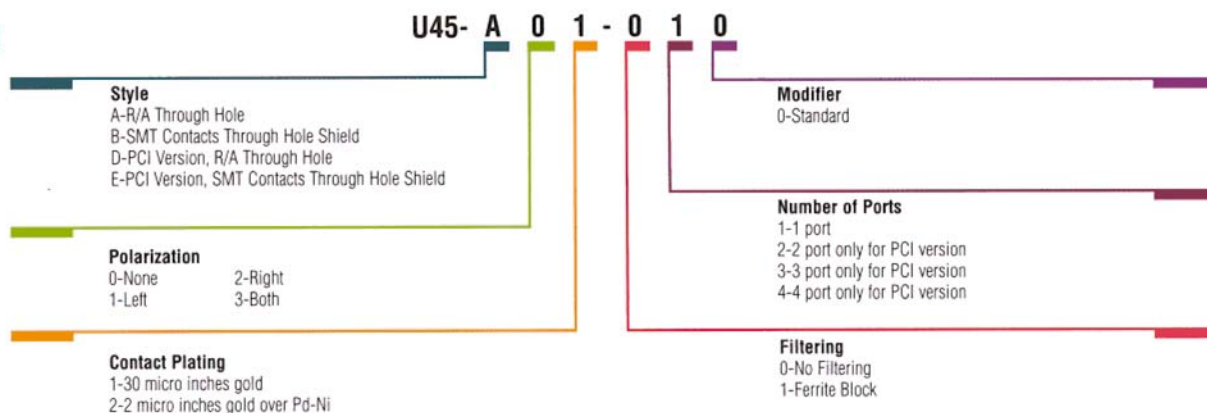
FEATURES

- Handles data transfer rates exceeding 1 Gbit/sec
- Keyed plugs and receptacles available
- Meets SFF 8420 specifications
- Common mode filtering available in both plug and receptacles
- Plugs available with integral 30 meter equalization
- Differential and full ESD protection for 15 kV ESD transients available to meet IEEE 1000-4-2 waveforms
- Receptacles are high temperature IR re-flow compatible
- Fully shielded receptacles for improved EMI suppression
- Plug in PCB simplifies and speeds up plug assembly

PRODUCT SPECIFICATIONS

- Ambient temperature range: -10 C to 50 C
- Rated Voltage: 30 VDC
- Insulation resistance: 100 megaohms min
- Mating Cycles: 500
- Signal Contact Resistance: 35 milliohms maximum initial
- Shield Contact Resistance: 42 milliohms maximum initial
- Current Rating: 1 Amp per contacts (2 non adjacent contacts energized)
- Crosstalk Near End: 3% maximum

ORDERING INFORMATION RECEPTACLE



Amphenol®

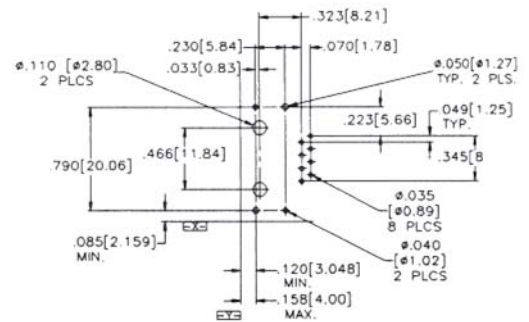
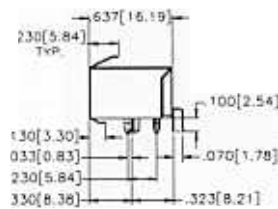
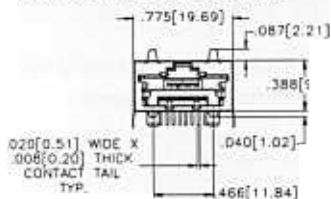
RECEPTACLE MATERIAL SPECIFICATIONS

HSSDC SERIES

Shield	Brass Alloy, Tin plated
Insulation Material	High temperature glass filled thermoplastic UL 94V-0
Contact Material	Phosphor Bronze
Contact Plating	30 micro inches gold minimum over 50 micro inches Ni in mating area, Tin lead over 50 micro inches Ni on contact tails
PCI Bracket	Zinc Die-Cast

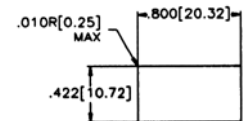
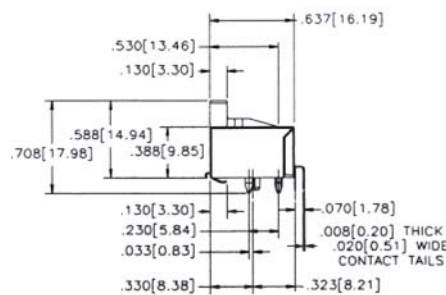
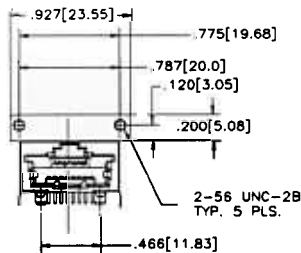
RECEPTACLE THROUGH HOLE

PART NUMBER U45-Ax1-x10



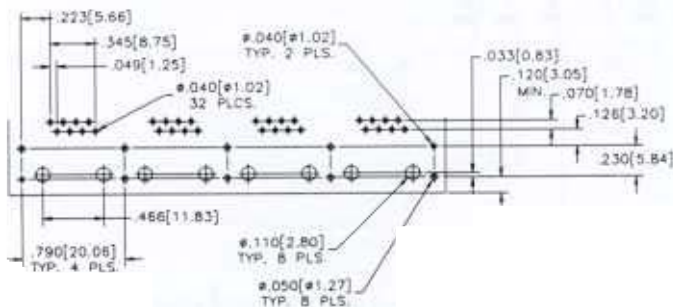
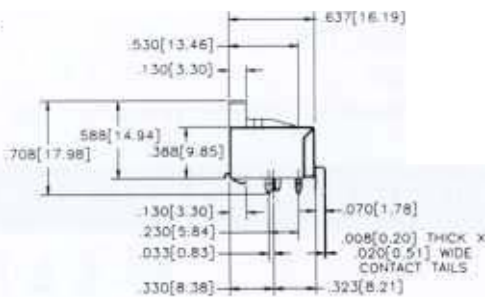
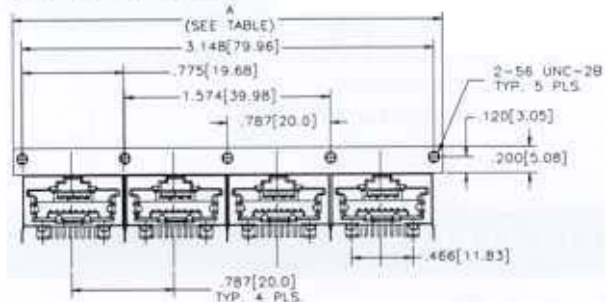
Recommended P.C.B. Layout
(Component Side of Board)

PART NUMBER U45-Dx1-x10



Recommended Panel Cut Out

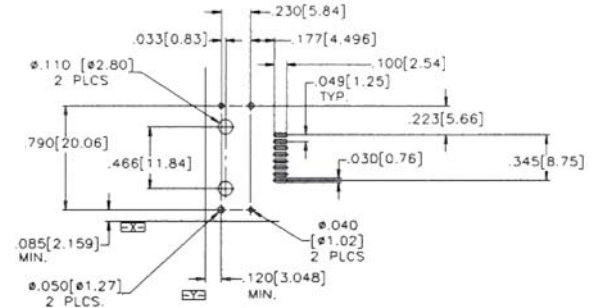
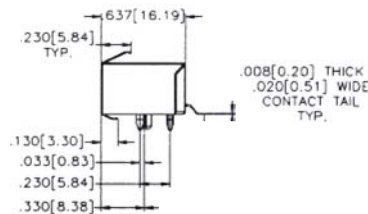
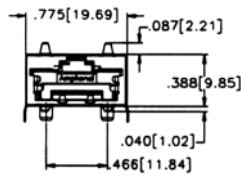
PART NUMBER U45-Dx1-xx0



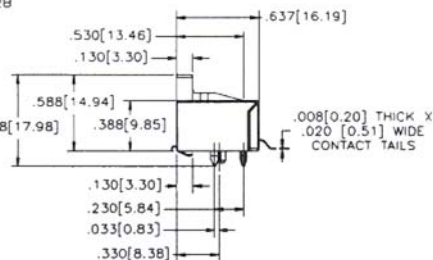
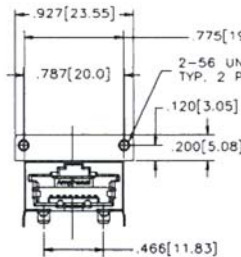
Recommended P.C.B. Layout
(Component Side of Board)

Number of Ports	A
2	1.714[43.54]
3	2.501[63.53]
4	3.288[83.52]

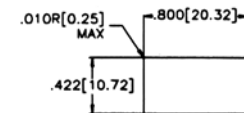
PART NUMBER U45-Bx1-x10



PART NUMBER U45-Ex1-x10

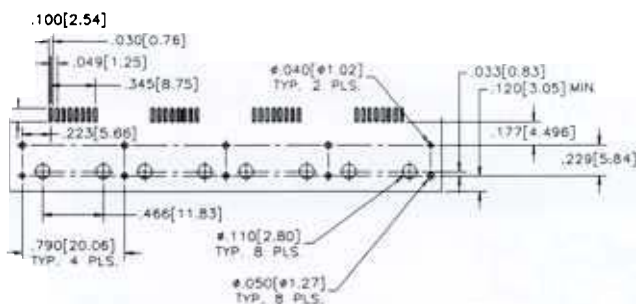
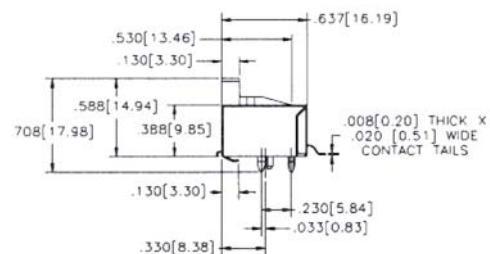
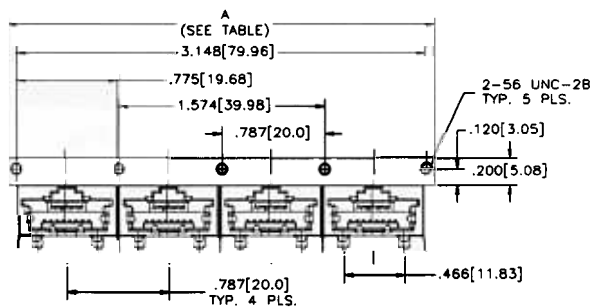


Recommended P.C.B. Layout
(Component Side of Board)



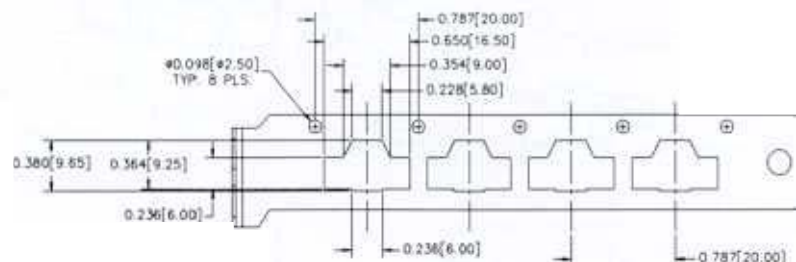
Recommended Panel Cut Out

PART NUMBER U45-Ex1-xx0



Recommended P.C.B. Layout
(Component Side of Board)

Number of Ports	A
2	1.714[43.54]
3	2.501[63.53]
4	3.288[83.52]



Recommended Panel Cut Out

ORDERING INFORMATION PLUG

HSSDC SERIES

U46- 1 0 1 - 0 0 0

Equalization Style

- 0-Non Equalized
- 2-Equalized 30 meters
- 3-Non Equalized with differential ESD protection
- 4-Non Equalized with full ESD protection
- 5-Equalized 30 meters with differential ESD protection
- 6-Equalized 30 meters with full ESD protection

Polarization

- 0-None
- 1-Left
- 2-Right
- 3-Both

Contact Plating

- 1-30 micro inches gold
- 2-2 micro inches gold over Pd-Ni

Special

- 0-Standard
- 1-Filtered (ferrite block)

Cable size

- | | |
|----------------------|-----------------|
| 0-no Ferrule or Boot | G-.270" - .284" |
| A-.180" - .194" | H-.285" - .299" |
| B-.195" - .209" | J-.300" - .314" |
| C-.210" - .224" | K-.315" - .329" |
| D-.225" - .239" | L-.330" - .344" |
| E-.240" - .254" | M-.345" - .359" |
| F-.255" - .269" | N-.360" - .374" |
| | P-.375" - .389" |

Boot Type and Ferrule

- | | |
|-----------------------------|-------------------------------|
| 0-No boot or ferrule | 3-No boot with ferrule |
| 1-one piece boot no ferrule | 4-one piece boot with ferrule |
| 2-two piece boot no ferrule | 5-two piece boot with ferrule |

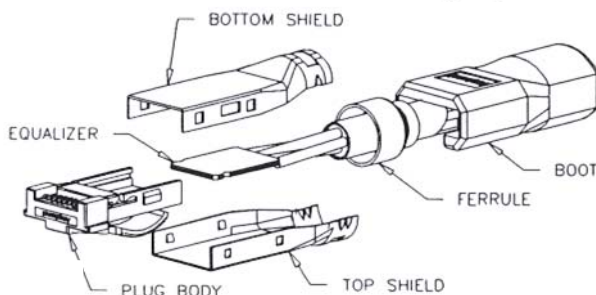
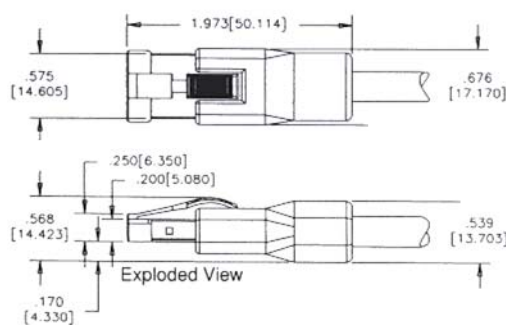
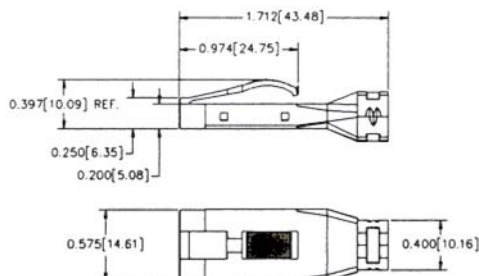
PLUG MATERIAL SPECIFICATIONS

Shell	Brass Alloy, Tin plated
Insulation Material	Glass filled thermoplastic UL94V-0
Contact Material	Phosphor Bronze
Contact Plating	30 micro inches gold over 50 micro inches Ni
Ferrule	Brass Alloy, Tin plated
Boot	Soft PVC

PLUG

PART NUMBER U46-xx1-0xx

PART NUMBER U46-xx1-xxx



Amphenol®

Data / Telecom Products

20 Melford Drive, Scarborough, Ontario
Canada M1B 2X6

Telephone: (416) 291-4401
Facsimile: (416) 754-8668

Email: sales@amphenolcanada.com
Website: www.hssdc.com

© Amphenol Canada Corp.
Specifications subject to change without notice.
Printed in Canada 08/99
Designed by Macrae Design Inc.
CATALOGUE # ADT 00014/99-08